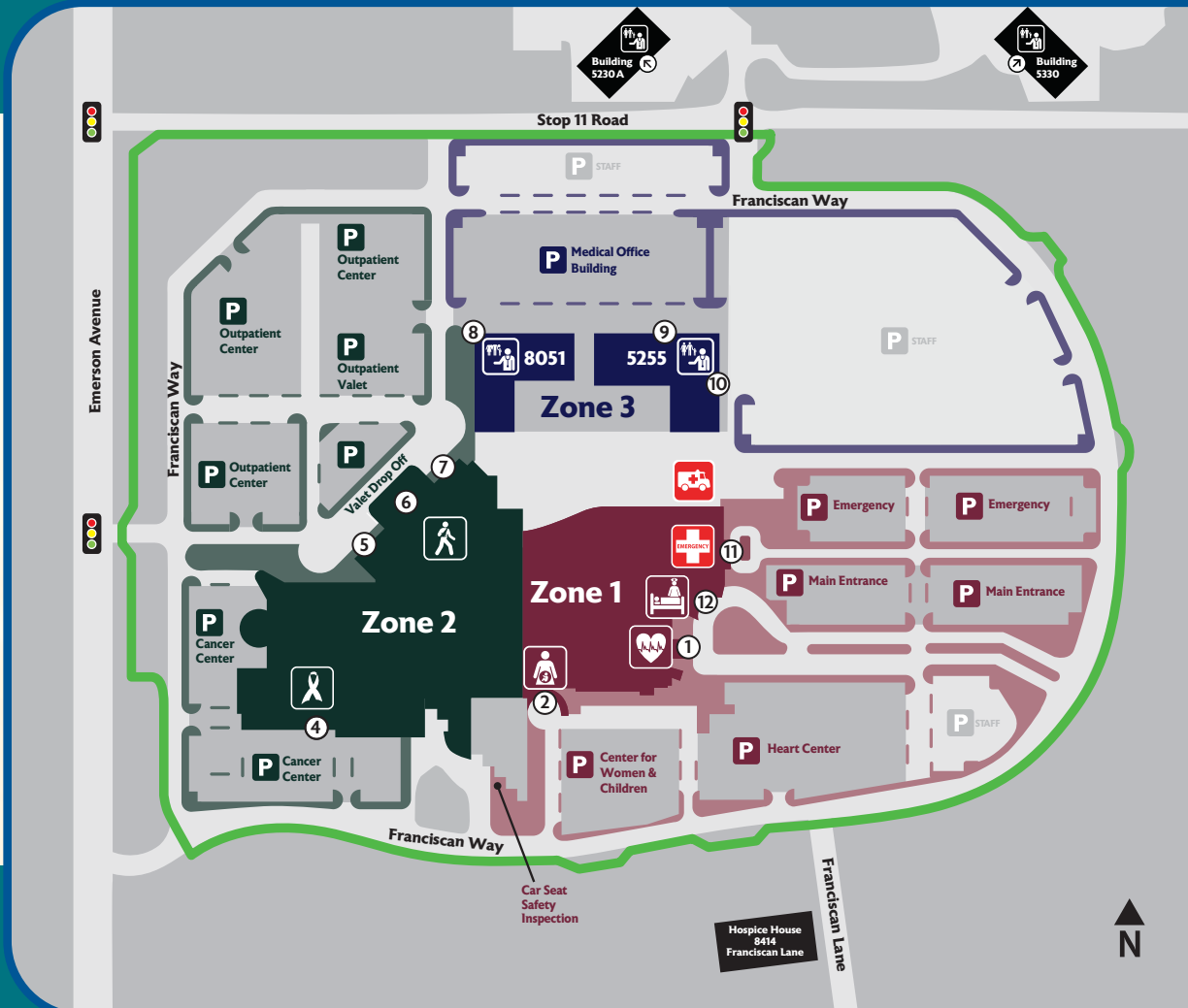












Indianapolis Campus



LEGEND

-  **Emergency**
-  **Ambulatory Entry**
-  **Main Entrance**
-  **Center for Women & Children**
-  **Heart Center**
-  **Outpatient Center**
-  **Cancer Center**
-  **Medical Office Building**
-  **Parking**
-  **# Building Entrance/Door Number**

Walking Path

The walking path is 1.2 miles total

Shuttle service: Monday through Friday, 6 a.m. to 8 p.m.

Call for pick up: (317) 416-8725

Complimentary valet parking is available at Entrance 6 from 7 a.m. to 6 p.m. Monday through Friday.